

Thrombodynamics Analyser

Thrombodynamics-4D assay


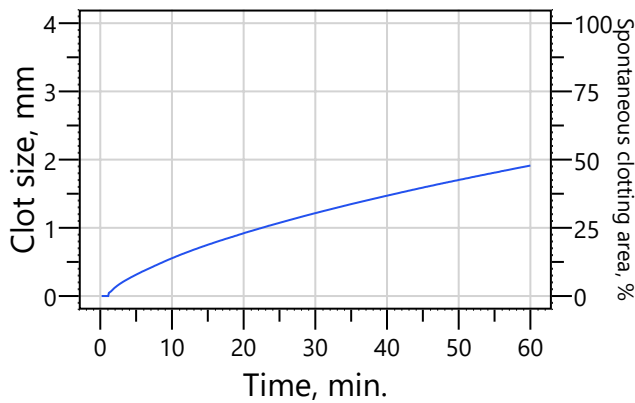
18.04.2018 13:43

Measurement title: Dabi_0.3_um Effect TD4D
 Plasma type: Fresh PFP
 Sample code: Example PLS #4.2


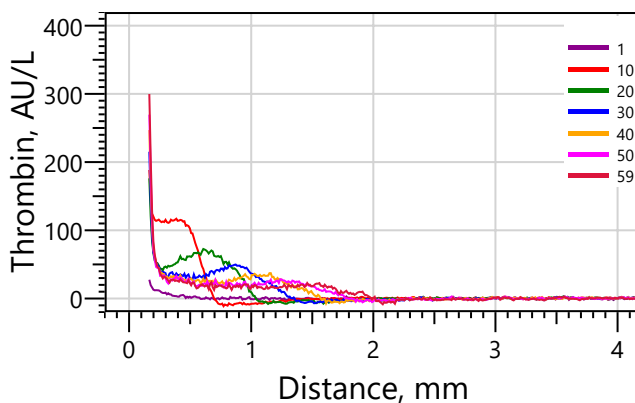
PLS



Fibrin dynamics parameters	Unit	Parameter	Value	Norm.
Rate of clot growth	um/min	V	31,4	34,0-44,0
Lag time	min	Tlag	1,4	0,6-1,5
Initial rate of clot growth	um/min	Vi	52,7	59,0-69,0
Stationary rate of clot growth	um/min	Vst	31,4	34,0-44,0
Clot size at 30 min	um	CS	1215	1380-1640
Clot density	a.u.	D	21278	19500-34200
Spontaneous clotting	min	Tsp		30,0-



Thrombin dynamics parameters	Unit	Parameter	Value	Norm.
Stationary amplitude of thrombin peak	AU/L	Ast	17,3	33,0-100,0
Rate of thrombin peak propagation	um/min	Vt	13,8	24,0-44,0



Comment: In-vitro spiking of control sample with direct inhibitor of thrombin - dabigatran.

Tech info:

ATTENTION: Research use only. Measurement results shouldn't be used for diagnostic purposes.

S/N: 000000, Operator: Operator, report created 29.03.2019 12:12

Thrombodynamics Analyser

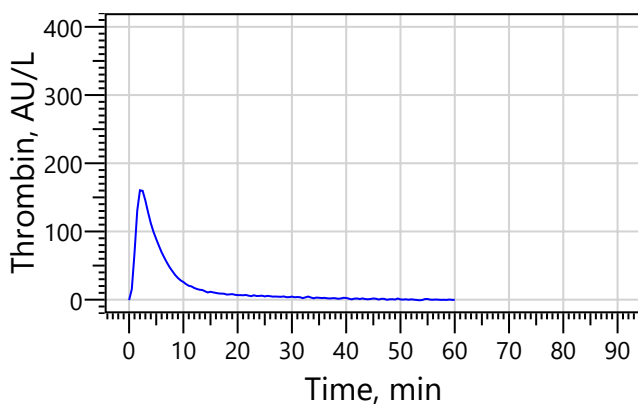
Thrombodynamics-4D assay

18.04.2018 13:43

Measurement title: Dabi_0.3_um Effect TD4D
Plasma type: Fresh PFP
Sample code: Example PLS #4.2

PLS

Activator thrombin generation (ATG) parameters	Unit	Parameter	Value	Norm.
Activator thrombin potential	AU*min/L	ETP_ATG	1001,4	1220,0-2170,0
ATG Maximum thrombin concentration	AU/L	Cmax_ATG	160,4	230,0-410,0
ATG Lag time	min	Lag_ATG	0,5	0,1-0,2
ATG Time to peak	min	Tmax_ATG	2,0	1,5-2,0



Comment: In-vitro spiking of control sample with direct inhibitor of thrombin - dabigatran.

Tech info:

ATTENTION: Research use only. Measurement results shouldn't be used for diagnostic purposes.

S/N: 000000, Operator: Operator, report created 29.03.2019 12:12

