

Thrombodynamics Analyser

Thrombodynamics-4D assay


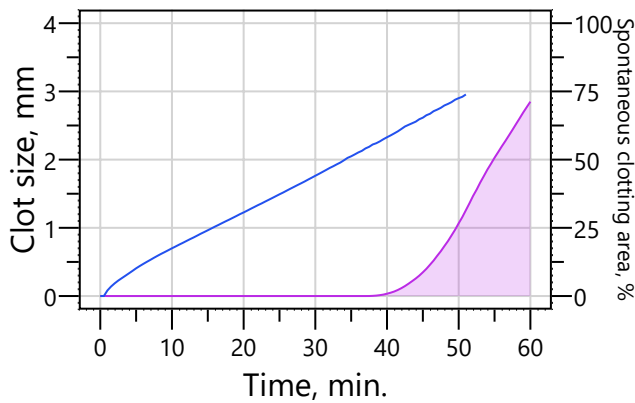
08.12.2018 18:53

Measurement title: Hypercoagulation TD4D
 Plasma type: Fresh PFP
 Sample code: Example PLS #2


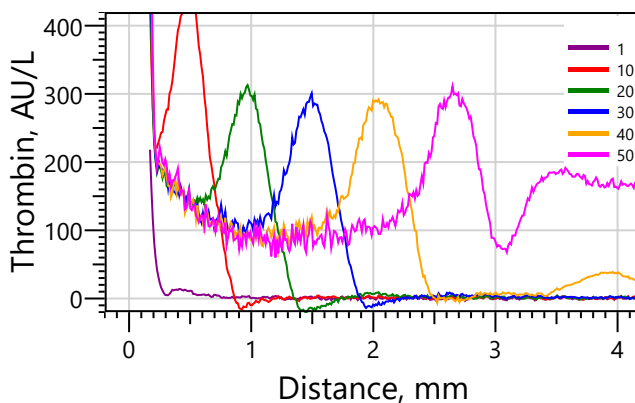
PLS



Fibrin dynamics parameters	Unit	Parameter	Value	Norm.
Rate of clot growth	um/min	V	52,6	34,0-44,0
Lag time	min	Tlag	0,8	0,6-1,5
Initial rate of clot growth	um/min	Vi	69,6	59,0-69,0
Stationary rate of clot growth	um/min	Vst	52,6	34,0-44,0
Clot size at 30 min	um	CS	1763	1380-1640
Clot density	a.u.	D	26471	19500-34200
Spontaneous clotting	min	Tsp	43,5	30,0-



Thrombin dynamics parameters	Unit	Parameter	Value	Norm.
Stationary amplitude of thrombin peak	AU/L	Ast	295,4	33,0-100,0
Rate of thrombin peak propagation	um/min	Vt	62,9	24,0-44,0



Comment:

Tech info:

ATTENTION: Research use only. Measurement results shouldn't be used for diagnostic purposes.

S/N: 000000, Operator: Operator, report created 29.03.2019 12:12

Thrombodynamics Analyser

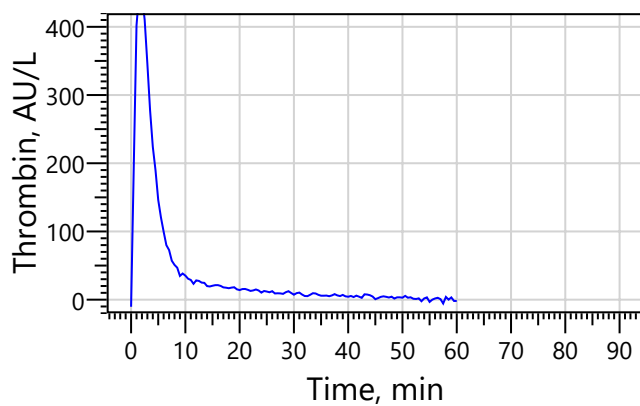
Thrombodynamics-4D assay

08.12.2018 18:53

Measurement title: Hypercoagulation TD4D
Plasma type: Fresh PFP
Sample code: Example PLS #2

PLS

Activator thrombin generation (ATG) parameters	Unit	Parameter	Value	Norm.
Activator thrombin potential	AU*min/L	ETP_ATG	2310,9	1220,0-2170,0
ATG Maximum thrombin concentration	AU/L	Cmax_ATG	451,5	230,0-410,0
ATG Lag time	min	Lag_ATG	0,1	0,1-0,2
ATG Time to peak	min	Tmax_ATG	1,5	1,5-2,0



Comment:

Tech info:

ATTENTION: Research use only. Measurement results shouldn't be used for diagnostic purposes.

S/N: 000000, Operator: Operator, report created 29.03.2019 12:12

